

## Meritor Parts Xpress

# HOW TO UPLOAD AN ORDER

### How To:

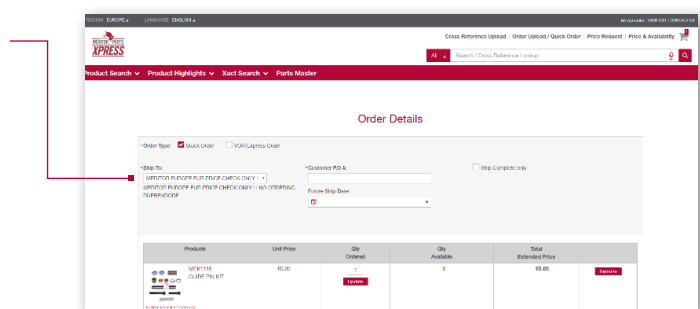
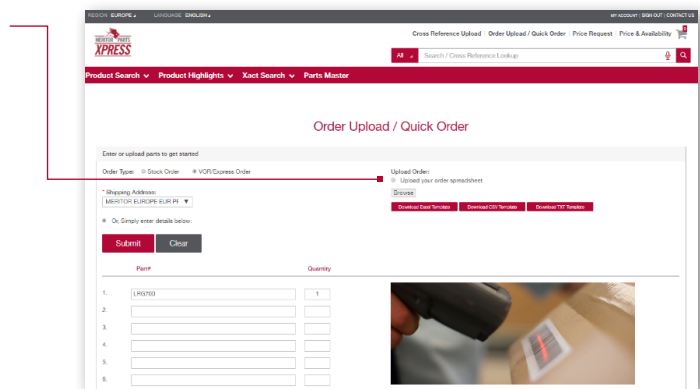
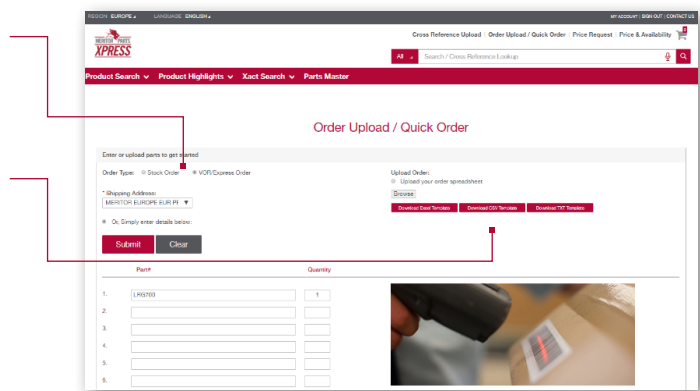
1. Click on **Stock** or **VOR/Express Order**.

Download one of the provided **Templates**, complete your order lines, following Template format, max 200 lines.

*Do not change Template name.*

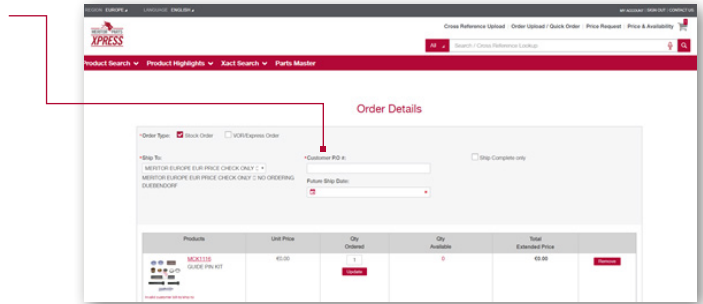
Select **Upload your order**, you will be taken to the cart.

2. Select **Ship To** address from drop down menu. If you have a new ship to location for **Stock Order** - please contact your Customer Service Rep

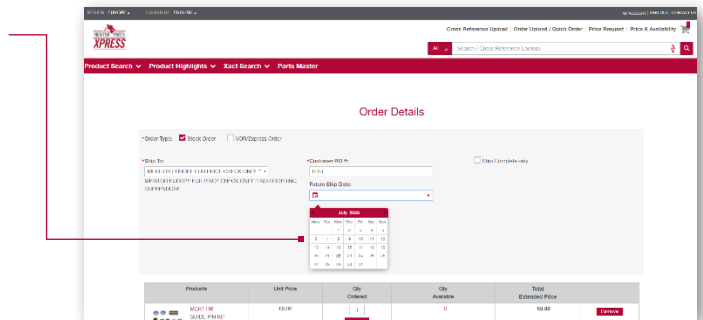


## How To:

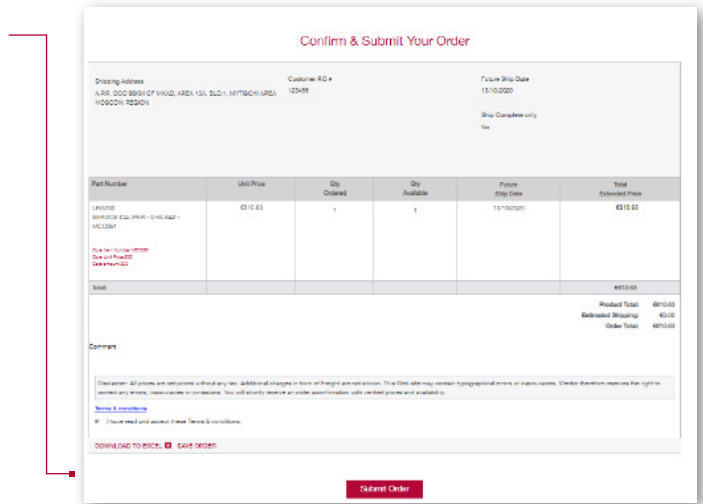
3. Add your **purchase order number** in the provided field.



4. Select your required **Shipping Date**, in accordance with your weekly shipping schedule.



5. Now you can **continue** and **submit** your order after **accepting the terms and conditions**.



Meritor Aftermarket Europe Limited  
 Unit 1 Broad Ground Road  
 Lakeside Industrial Estate  
 Redditch  
 Worcestershire B98 8YS, U.K.

Tel: +44 (0) 1527 506300  
 or visit meritor.com

©2021 Meritor, Inc.  
 All rights reserved.

Descriptions and specifications were in effect at the time of publication and are subject to change without notice or liability.